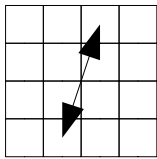
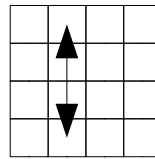


Rubik's Cube (4x4x4 Specials)

edge pairing

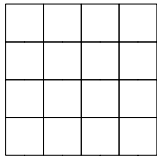


$r U2 (l D2 l' U2) l D2 l2$

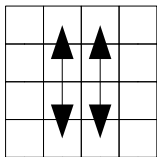


$r (l D2 l' U2) (l D2 l' U2) r'$

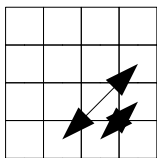
paritys



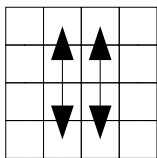
$r2 B2 U2 l U2 r' U2 r U2 F2 r F2 l' B2 r2$



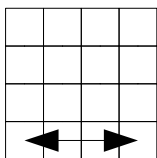
$r2 U2 r2 (Uu)2 r2 u2$



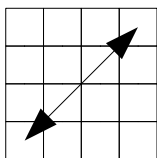
$R' U R U (r2 U2 r2 (Uu)2 r2 u2) U' R' U' R$



$r2 B2 r' U2 r' U2 B2 r' B2 r B2 r' B2 r2 B2$



$(r2 U2 r2 (Uu)2 r2 u2)$
 $y' R U R' U' R' F R2 U' R' U' R U R' F'$



$(r2 U2 r2 (Uu)2 r2 u2)$
 $L' U R' U2 L U' R L' U R' U2 L U' R U'$